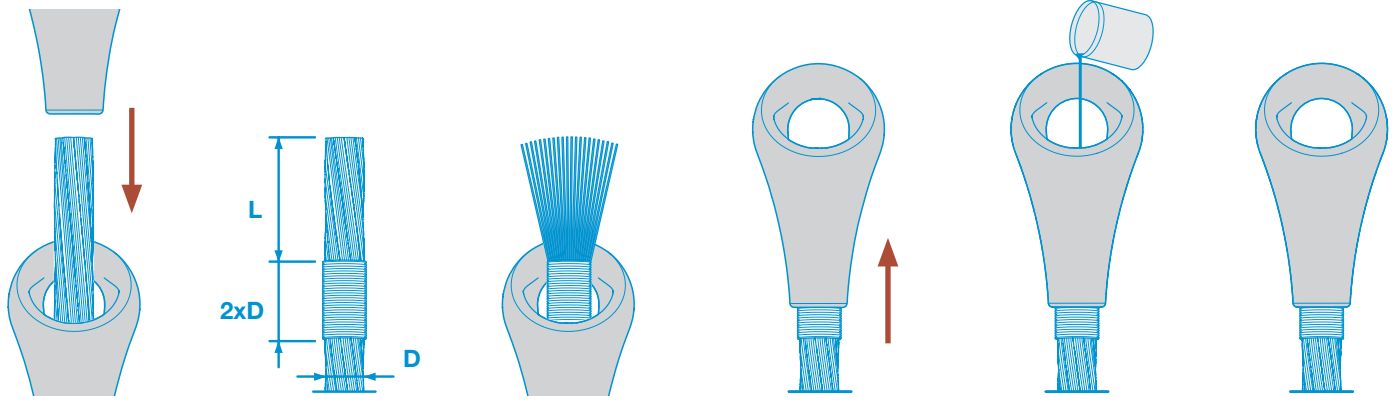
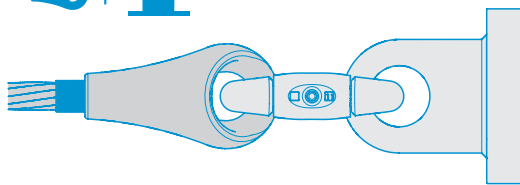
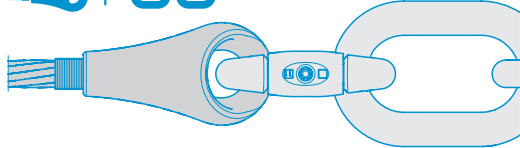
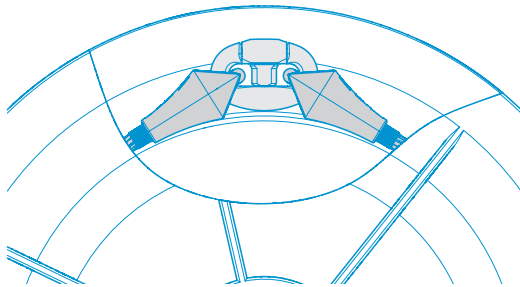




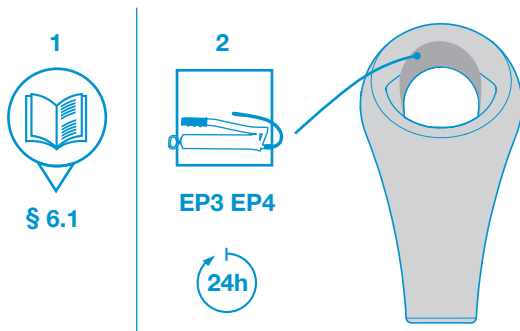
install



use

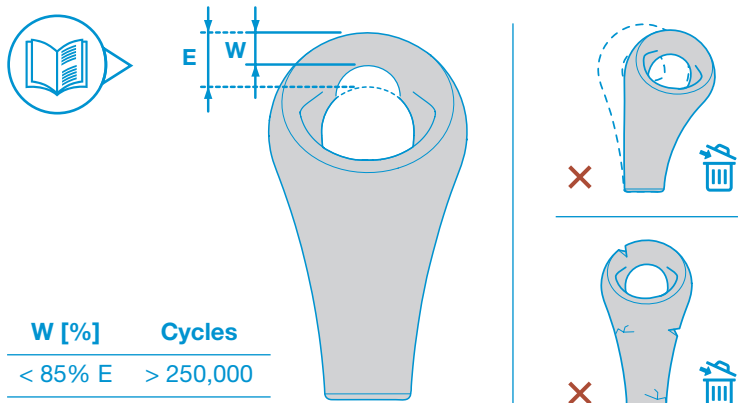


maintenance



Pear size	Rope diameter Ø [mm]	SWL [kg]	Breaking load [kg]	L [mm]
2	12-13	2,000	14,000	41
3	14-15	2,500	17,500	48
4	16-17	3,000	22,500	58
5	18-19	4,500	27,500	64
6	20-21	5,000	35,000	74
7	22-24	7,000	42,500	78
8	25-27	8,000	52,500	90
9	28-30	11,000	70,000	98
10	31-33	13,000	85,000	110
11	34-36	15,000	95,000	110
12	37-39	17,000	110,000	130
13	40-42	21,000	125,000	132
14	43-45	26,000	155,000	155
15	46-48	30,000	180,000	170
17	52-56	42,500	240,000	200

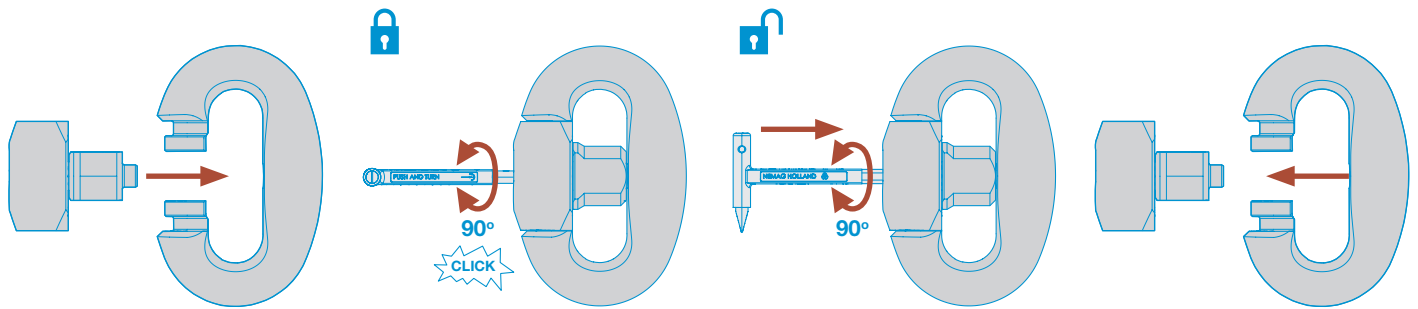
reject criteria



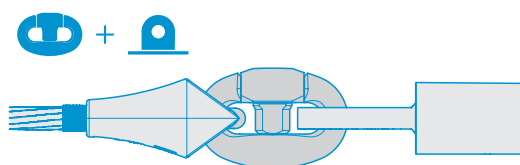
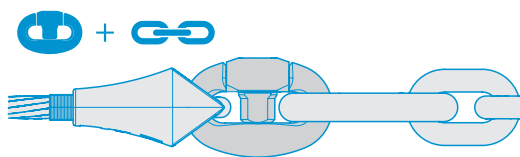
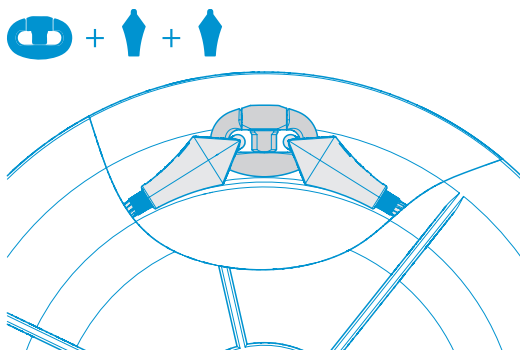
S-type	Rope diameter Ø [mm]	SWL [kg]	Breaking load [kg]	L [mm]
924	22-24	11,000	70,000	96
1026	25-27	13,000	85,000	108
1130	28-30	15,000	95,000	122
1232	31-33	17,000	110,000	118
1336	34-36	21,000	125,000	118
1440	37-40	26,000	155,000	142
3221	42-44	32,500	189,000	144
1548	46-48	30,000	180,000	157
1648	46-48	36,000	215,000	157



install

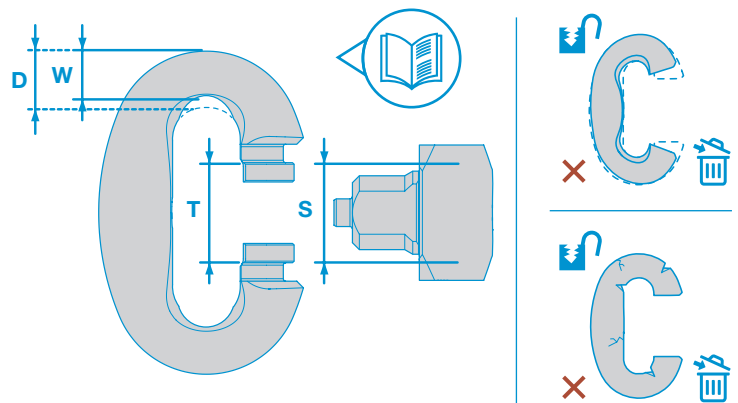


use

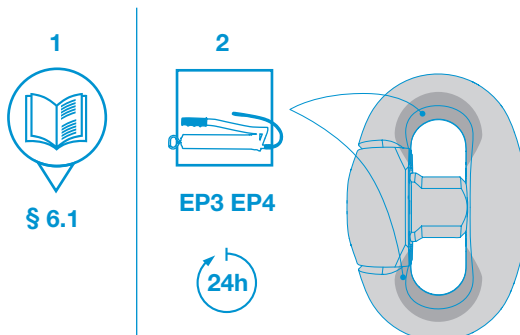


size	SWL [kg]	Breaking load [kg]
4	3,000	25,000
5	4,500	33,000
6	5,000	37,500
7	7,000	49,000
8	8,000	54,000
9	9,500	60,000
10	12,000	75,000
11	15,000	95,000
12	17,000	110,000
13	21,000	135,000
14	26,000	160,000
15	30,000	175,000
17	42,500	260,000

reject criteria



maintenance



size	S-T [mm]	W [%]	cycles
4	> 0.6	> 85% D	> 250,000
5	> 0.6	> 85% D	> 250,000
6	> 0.8	> 85% D	> 250,000
7	> 0.8	> 85% D	> 250,000
8	> 0.8	> 85% D	> 250,000
9	> 0.8	> 85% D	> 250,000
10	> 1.0	> 85% D	> 250,000
11	> 1.0	> 85% D	> 250,000
12	> 1.0	> 85% D	> 250,000
13	> 1.0	> 85% D	> 250,000
14	> 1.0	> 85% D	> 250,000
15	> 1.25	> 85% D	> 250,000
17	> 1.25	> 85% D	> 250,000